



**Eclipse Architectural®**  
Exterior folding door systems

*Beautiful doors for beautiful spaces*

**S1 Screen™ Insect Screen & S1E Eco Shade UV Protection Sun Filter Blind**

Authorized Dealer / Distributor

**ALLIANCE  
WINDOW  
COMPANY, INC**

Commercial Aluminum Windows & Doors

14152 Arndt Rd. NE, Aurora, Oregon 97002

Phone: (503) 678-2966

Fax: (503) 678-6876

[www.alliancewindow.net](http://www.alliancewindow.net)

## S1 Screen™ Insect Screen



Create a multi-function system using sun filter and insect screen to provide solar control in the mornings and prevent insects entering the home in the evenings. For openings wider than 12' 9" and up to 24' 10" wide, choose one fabric class only, either mesh or fabric for a double system. The considered design of the S1 Screen complements any large opening. Available in a clear anodized finish, white or bronze powder coat, custom colors and real wood veneers, its mechanisms are concealed within the frame so screen and frame become an integrated unit.

### Load Balancing Technology™

Load Balancing Technology (LBT™) (patent pending) allows for the effortless fingertip control synonymous with Centor products. With no crude spring-loading to fight against, the screen's lead-stile remains firmly in any chosen position until further pressure is applied.

Load-balancing also means far greater tension across the screen or blind, eliminating any tendency for sag.

### Tight Technology™

Tight Technology™ manufacturing techniques ensure control of the horizontal edges of the screen so they remain straight and tight across the widest spans.

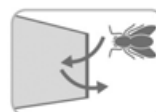

### Shock Absorption

In the majority of cases the shock absorption mechanism prevents system damage by redirecting impact away from the screen.

### Self-Feeding Mechanism

Should winds blow the screen out of the top or bottom channels the blind will self-feed back onto the roll.

## S1 Screen™ Insect Screen



### Insect Protection

Choose fly screen or small insect mesh made from hard wearing polyester/pvc.



# S1E Eco Shade UV Protection Sun Filter Blind




The S1E Eco Shade from Eclipse Architectural is a world-first product providing retractable insect screening and solar control with fingertip operation. This product is the evolution of Centor's award-winning S1 Insect Screen.

S1E Eco Shade allows homeowners to have complete control of their living environment. Used singly or paired together S1 Screen is ready for use whatever the season or time of day. S1E Eco Shade retracts horizontally and discreetly into its frame when not in use – a revolutionary solution for those who refuse to compromise on style.

The S1E Eco Shade promotes an eco-friendly lifestyle by offering chemical-free insect protection, solar control and thermal insulation; converting a single-glaze opening to double-glaze performance.

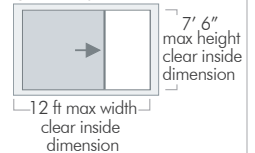
## Single Function System

### S1 Screen



**Option 1:**  
screen from right or left

### S1E Blind



**Option 2:**  
blind from right or left

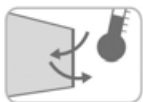
## S1E Eco Shade UV Protection Sun Filter Blind



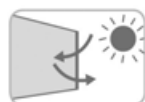
### S1 Screen™ & S1E Eco Shade Finishes

1. Clear anodized (standard)
2. Bronze or white powder coat (standard)
3. Other powder coat finishes (custom order)
4. Wood veneer (custom order)

**UV Protection Sun Filter Blind Fabric Colors:**  
White, Light Grey and Sand.



**Control Heat Gain & Loss**



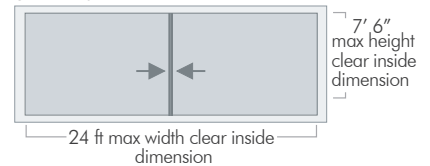
**UV Protection**



**Projection Screen**

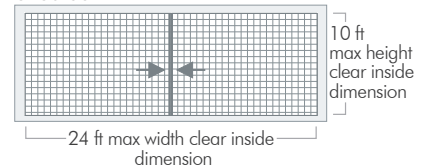
## Double System

### S1E Blind



**Option 1:** blind from right and left

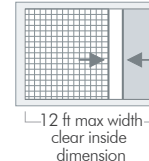
### S1 Screen



**Option 2:** screen from right and left

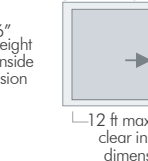
## Multi-function System

### S1 Screen

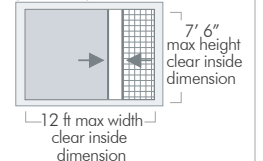


**Option 1:** screen from left, blind from right

### S1E Blind

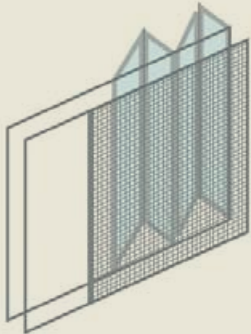


### S1E Blind S1 Screen



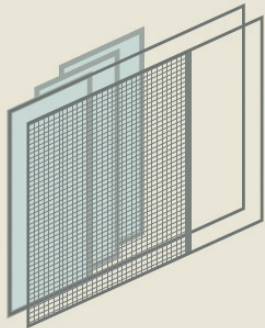
**Option 2:** blind from left, screen from right

## A Multitude Of Applications



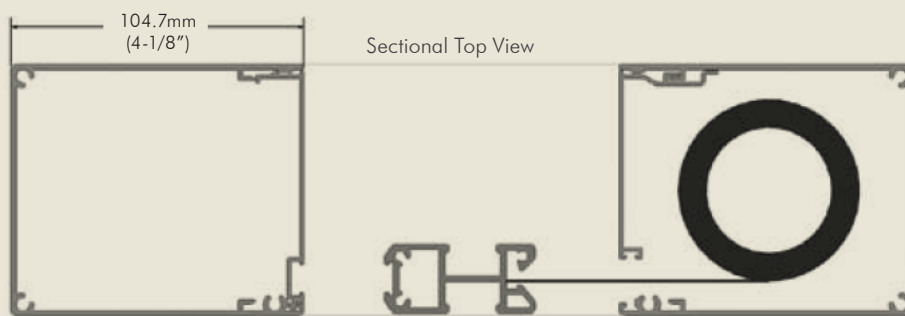
### Bifold Doors or French Doors

The Eclipse name remains synonymous with folding door openings and the S1 Screen is ideally suited to use with the full range of Eclipse Folding Systems.



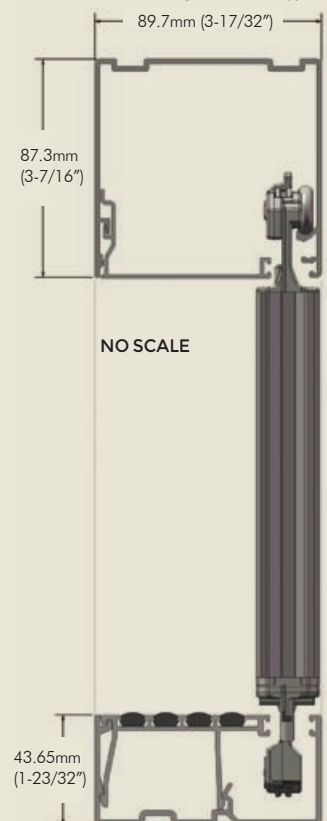
### Sliding Doors or Windows

Large sliding doors and stacker doors are an ideal application for Eclipse's S1 Screen. Most door openings can be covered by a single screen unit, and it would be a very large opening indeed that would not be accommodated effortlessly by an S1 double unit.



NO SCALE

### Sectional side view (screen roll omitted in the drawing for clarity)



NO SCALE